

City Expressions Molding Profiles

Phasing in new sizes in Reducer & Stairnosings

New Sizes below

10/11/2021

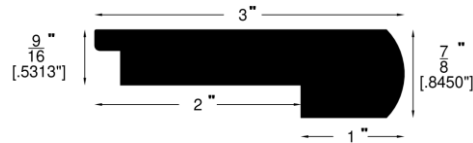
Artistic Moldings - 78" - Quarter Round 84" - 96"

9/16" REDUCER - 720



Reducer (720)

9/16" STAIRNOSE - 721



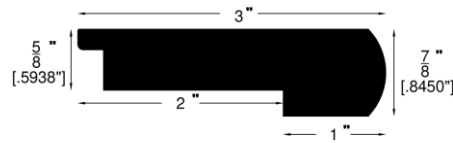
Stair Nose (721)

5/8" REDUCER - 737



Reducer (737)

5/8" STAIRNOSE - 738



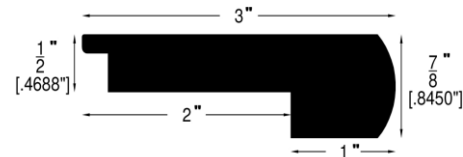
Stair Nose (738)

1/2" REDUCER - 710



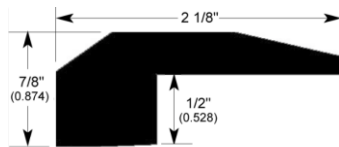
Reducer (710)

1/2" STAIRNOSE - 712



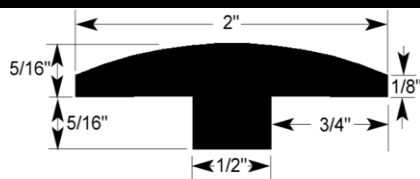
Stair Nose (712)

THRESHOLD - 011



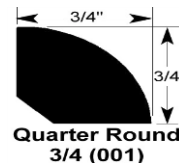
Threshold 7/16 - 3/4 (011)

T-MOLD - 002



T-Molding (002)

QUARTER ROUND - 001



Quarter Round 3/4 (001)

Molding Coordinate to flooring, they do not match.

Wood & Molding are natural products. There will be variances in color, texture & grain.

Match Molding and Flooring pieces for best possible match prior to installation.

Use best selected molding & plank together where needed.

Stain and match may sometimes be best alternative.

Slight size Adjustments maybe required as molding are made in different factories then Flooring.